


[®] **MECCO**
MACHINES



Technical Features
MEC-70x340x600 *CNC*





MEC-70x340x600 CNC

Technical features

EXPERIENCE AND KNOW-HOW

We have more than 30 years of experience in the field of manufacturing and developing industrial machinery

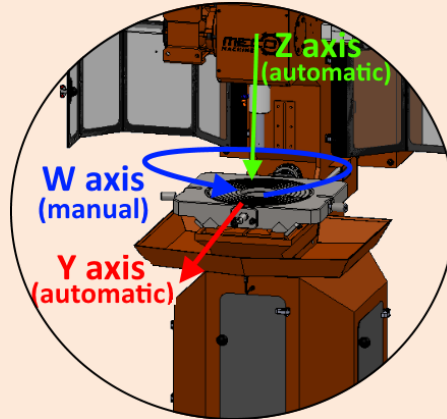
INTERNATIONAL PRESTIGE

We have a large international presence with customers in more than 15 countries around the world.



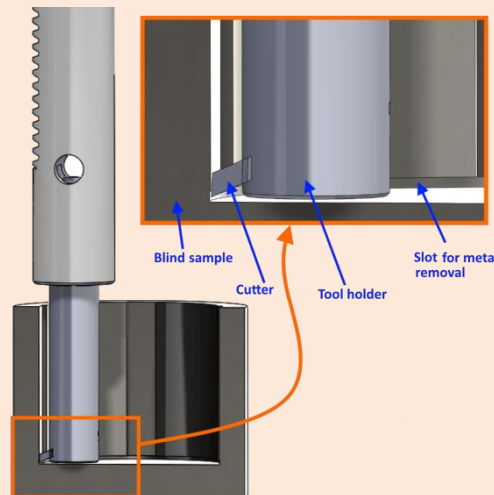
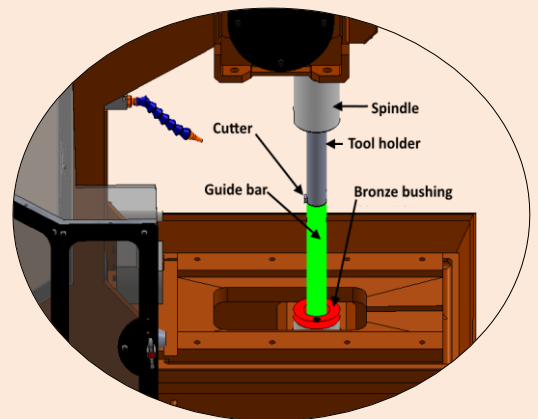
I+D

Innovation and development are one of the main assets that we have in MECO to remain at the forefront of a highly competitive and changing as the sector of the machine tool environment.



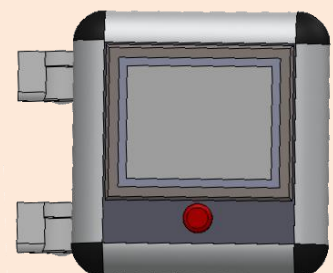
✓ **2 AUTOMATIC AXES AND 1 MANUAL.** Thanks to the electronic control systems of last generation that have been incorporated in this model for two of its three axes, has achieved greater precision and a higher degree of automation. The machine can work in automatic mode, so that the operator can simply handle replace the part once the machine has finished the process of pre-programmed machining. Undoubtedly, the MECO Keyseaters are designed to increase the production capacity of our customers.

✓ **LOWER GUIDED SYSTEM Z AXIS.** Through a removable guide bar running through a clamping sleeve located at the bottom, we set the Z axis. As a result we suppress the bending of the shaft and the tool holder, and thus we cut absolutely straight and precise. This system allows us to remove more material in each pass and thus greatly shorten production times.



✓ **BLIND SAMPLES.** . Disassembly the guide bar and programming properly the limit switches, the tool can enter in blind parts and machining grooves or keyways.

✓ **COMMUNICATION WITH THE USER.** The user accesses the machine control via a touch screen. The software has been developed and simplified to facilitate the user to control the process. It is not a complex CNC system but is a very intuitive and easy to use software and requires no prior training and any operator can control the process.





MEC-70x340x600 CNC

Technical data

HUMAN TEAM

The multidisciplinary team consists of qualified and committed professionals. It is certainly a fundamental and indispensable pillar on which our projects are held.

START UP

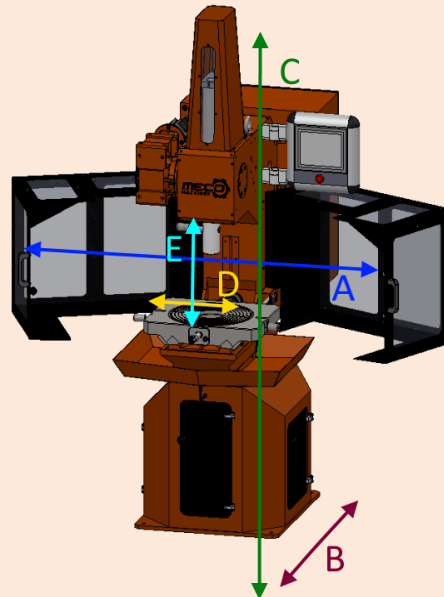
In MECO we like to make life easier for our customers from the start. So we take care of the installation and commissioning of the machine at the site assigned by the client.

TRAINING IN THE CUSTOMER HOME

In addition to the launch of the machine, each customer receives a training day with which it is intended that the user is familiar with the operation of newly acquired equipment.

WARRANTY

The factory warranty is 1 year for any manufacturing fault or defect to CE standard.



Machine Dimensions

- **A** (Maximum Width with doors open): 1910mm
- **B** (Maximum Depth of the machine): 1400 mm
- **C** (Maximum Higher of the machine): 2140 mm
- **D** (Maximum diameter of the sample): 600 mm
- **E** (Total working area): 340 mm
- (Machine Weight): 1010 kg

Note: Special doors are required for samples with diameters over 500 mm

Electrical Parameters

- Apparent power: 7822 VA
- Voltage: 400V
- Frequency: 50Hz.
- Connection: III+N+T

Specifications of the Z Axis (automatic)

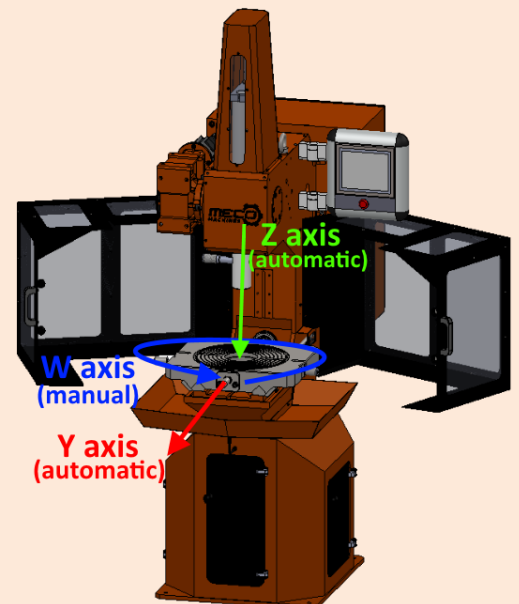
- Maximum Speed Z Axis: 10 m/min
- Total Stroke Z Axis: 377 mm
- Total Engine Power Z axis: 2 kW
- Maximum Working Force: 34 kN
- Reduction ratio: 40:1

Specifications of the Y Axis (automatic)

- Maximum Speed Y Axis: 1,5 m/min
- Stroke in the Y Axis in +: 54 mm
- Stroke in the Y Axis in -: 0 mm
- Total Engine Power Z axis: 400W
- Maximum Working Force: 46kN
- Reduction ratio: 10:1

Specifications of the W Axis (manual)

- Total degrees rotation w: 360°
- Dimensions of rotary plate: Ø 334 mm
- It has a calibrated Nonius and brake for blocked the plate to the desired degree.
- Preset divisions for 2, 3, 4, 5, 6, 7, 8, 10, 12, 14, 16 slots.





MEC-70x340x600 CNC

Versatility and manufacturing capacity

Versatility is undoubtedly the main differentiating factor of MECO broaching regarding our competence as a single machine meets the same production capacity hitherto achieved with two machines, Keyseaters and broaching.

Our broaching machine offer all the features and specifications of the most sophisticated slotting machine of the market. To all this we add the ability to perform internal spline, which until now could only be done with broaching, just without having to spend a fortune on brushes. While brush costs several thousand Euros, the cost of a tool for MECO Keyseater is negligible. But this is not the only competitive advantage over broaching, so are the functional solutions that MECO Slotting offer and you can perform with precision, inner grooved on both straight and tapered blind parts, something impossible for broaching.

Below are some of the pieces that can be done with our broaching.

CUSTOMER CARE

In MECO we have a customer service department that is in charge of solving a professional and friendly manner any needs that may arise to our customers.


CUSTOMIZED SOLUTIONS

Experience tells us that every customer is different and not all have the same needs. So from MECO we add value to our product as customized solutions.

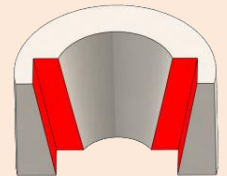
TECHNICAL ASSISTANCE

If anything the MECO broaching is characterized by high reliability and robustness. However, our technical department is fully segmented and organized to solve in the shortest time, technical contingency that may arise anywhere in the world.

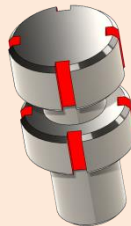
✓ STRAIGHT SLOTS



✓ CONICAL KEYWAYS



✓ EXTERNAL SLOTS



✓ KEYWAYS IN BLIND SAMPLES.



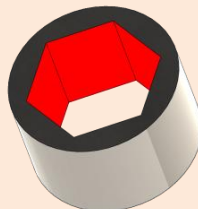
✓ SPECIAL KEYWAYS



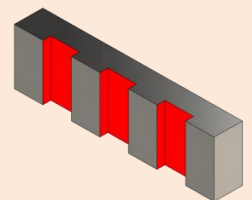
✓ SQUARES




✓ HEXAGONAL




✓ SPECIAL SAMPLES



✗ EXTERNAL SPLINES



✗ INTERNAL SPLINES AND IN BLIND HOLES



(ONLY IN PREMIUM MODELS)

(ONLY IN PREMIUM MODELS)



MEC-70x340x600 CNC

Equipment, tools and customized solutions

CUTTERS IN STOCK

In MECO always we have a large stock of cutters and standard tools. The cutters will be delivered within 24h in tolerances H7 and P9 for Spain and south Europe. Other tolerances or special cutters 5-6 days. Other destinations on request.

SPECIAL CUTTERS

From the technical office of MECO we will bring solutions and special customized cutters. We are in charge of manufacturing the cutters with the desired customer profile and the required tolerances. We also conduct studies and tests with different materials to optimize and maximize the life of the tool in special applications.

SUPPLIES

In MECO we guarantee our customers the supply of spare parts for the entire life cycle of the machine.

In MECO we are also manufacturers of accessories, tools and tool and spare parts for all our machines. Our delivery times are very small and offer technical and maintenance service anywhere in the world. In addition to a great product, our experience and know-how enables us to offer customized solutions according to the specific needs of each client.

✓ TOOLHOLDERS

They are easily interchangeable thanks to a design with clamping system "Morse taper" and extraction wedge.

PN TYPE



SV TYPE




Special cutters. We handle manufacture special cutters with the desired customer profile and the required tolerances. We also perform tests on pieces of customers to determine the optimum blade material and maximize the life cycle of the same.

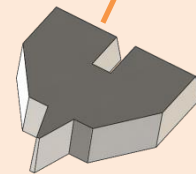

✓ CUTTERS

Our low-cost blades are the only consumable required by MECO Keyseater Machine. They are designed to maximize battery life.

PN TYPE

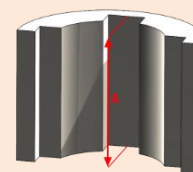


SV TYPE

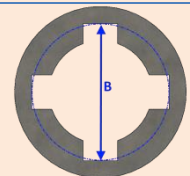


Geometric limits cutters and tool holder standard

	WIDTH AND KIND OF TOOL (mm)	TOOL HOLDER REQUIRED	A (mm)	B (mm)	B' (mm)	C (mm)	D (mm)
MEC-70 CNC SV	3 FLG SV	3mm SV	25	96	96	2,0	11
	4 FLG SV	4mm SV	35	98	98	2,5	13
	5 FLG SV	5mm SV	45	100	100	3,1	14
	6 FLG SV	6mm SV	60	106	106	4,6	20
	8 FLG SV	8mm SV	90	109	109	4,6	24
	10 FLG SV	10mm SV	120	114	114	4,6	31
	12 FLG SV	12mm SV	138	117	116	3,3	36
	14 FLG SV	14mm SV	158	122	122	4,4	41
	16 FLR SV	From 16mm to 25mm SV	150	129	122	5,1	50
	18 FLR SV		150	133	126	7,4	53
	20 FLR SV	Large 150mm	150	134	128	8,3	54
	22 FLR SV		150	133	126	7,4	54
	25 FLR SV	Large. 200mm	150	133	126	7,4	55
	MEC-70 CNC PN	25 FLG PN	From 25mm to 36mm PN	300	167	167	13,4
28 FLG PN		300		167	167	13,4	88
32 FLG PN		300		167	167	13,4	89
36 FLG PN		From 34mm to 42mm PN	300	167	167	13,4	90
40 FLG PN			300	167	167	13,4	91
45 FLG PN		From 40mm to 50mm PN	300	167	167	13,4	92
50 FLG PN			300	167	167	13,4	93

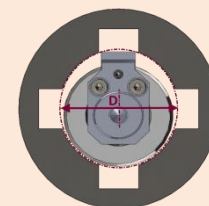
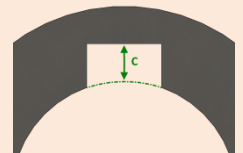


A: Maximum Higher of the Keyway.



Reach maximum diameter of the cutter with the sample centered
 -B: Without bar guide
 -B': With bar guide

C: Maximum Depth of the slot.



D: Minimum diameter of the hole.

* Meco reserves the right to modify the parameters of the preceding table without notice.

* The upper limitations correspond to standard toolholders and cutters. However, Meco can develop specials toolholders and cutters following the customers need.